



VERTICAL BIKE REHAB RUN1400

Width:	53 cm
Length:	110 cm
Height:	130 cm
Weight:	60 kg

Technical Specifications:

- 10.1" touch screen monitor resistive;
- PC iMX6 DL 1GB, Micro SD 8GB, OS Linux;
- USB output;
- Video / MP3 player;
- Resistance: 0-1400 Watt constant;
- Electronic variation of effort;
- Eddy current brake;
- Electric power supply 65W 100-240Vac 50-60 Hz / 24Vdc 2.7A;
- Chain traction;
- Speed: 3-130 RPM;
- Effort increasing: 1 Watt;
- Easy accessibility for user;
- Saddle height continuous adjustment for patients between 120 cm and 210 cm tall;
- Max user's weight 180 kgs.

Standard Accessories:

- Service equipment;
- Wheels for movement;
- 360° adjustable handlebar;



- WiFi;
- Cardio rate recording;
- Chest belt for cardio rate recording.

Optional Accessories:

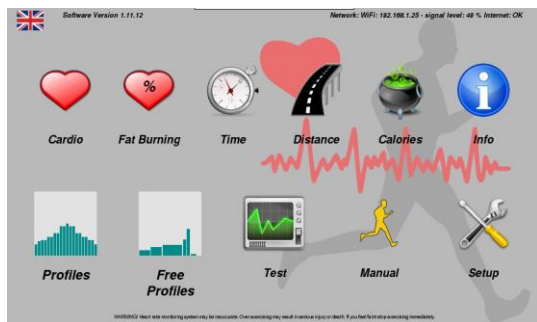
- Adjustable pedals;
- Orthopaedic pedals;
- Adjustable saddle in horizontal;
- RunnerConnect network management software.

Maintenance:

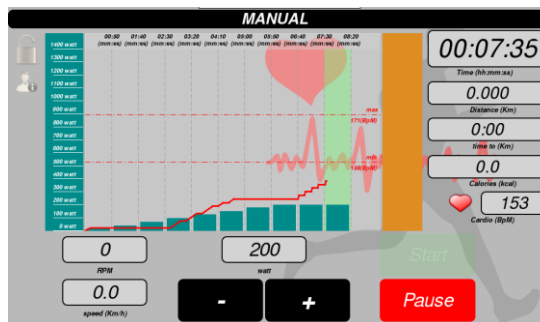
- Not required.

Console Functions (picture 1):

- Manual use (picture 2);
- Cardio (picture 3);
- Fat burning (picture 3);
- Time (picture 4);
- Distance (picture 5);
- Calories (picture 6);
- 10 Profiles (pre-set) (picture 7/8);
- 100 Free profiles (picture 7/8);
- Test: CHR test, CWL test, RUNNER test, VO2MAX test, 25Wx2, 25Wx3, 10Wx1, Ramp, 50Wx2, 30Wx2, 30Wx3, settable test 01....109 (picture 9);
- Exercise saving on USB key (picture 10).



(picture 1)



(picture 2)



(picture 3)



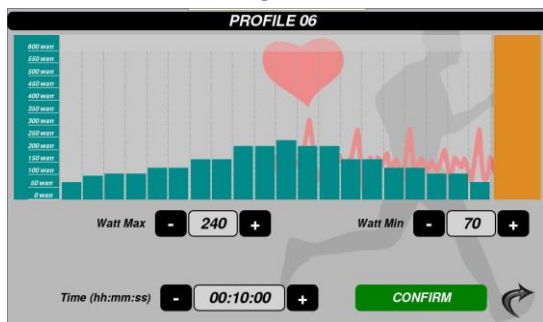
(picture 4)



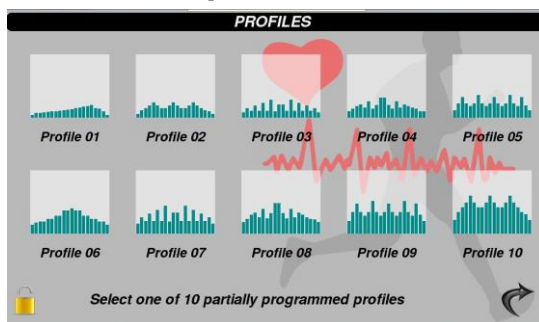
(picture 5)



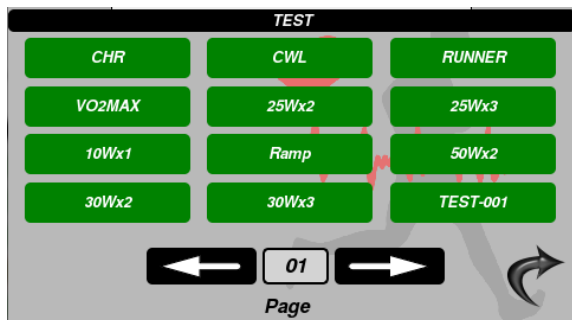
(picture 6)



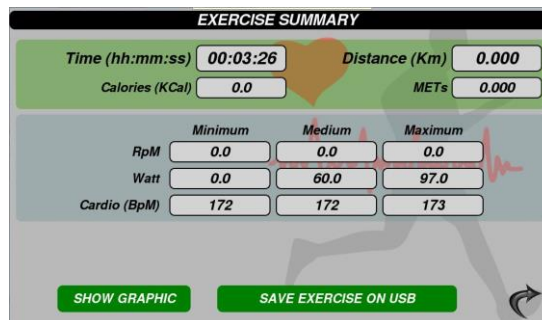
(picture 7)



(picture 8)



(picture 9)



(picture 10)